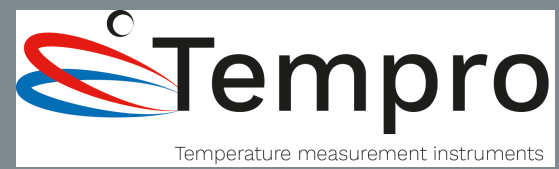


USB-T PRO

Rugged USB Temperature Logger



- -40 to +125°C (-40 to +257°F) measurement range
- Stores over 32,000 readings
- Control software available as a free download
- Stainless steel (316 grade) case
- Logging rates between 1 second and 12 hours
- Immediate and delayed logging start
- User-programmable alarm thresholds
- Environmental protection to IP67



This standalone data logger measures and stores more than 32,000 temperature readings over a -40 to +125°C (-40 to +257°F) range with a resolution of 0.1°C (0.2°F).

The stainless steel 316 assembly provides protection from corrosion, impact and water ingress to IP67/NEMA 4X.

The user can easily set up the logger and view downloaded data by plugging the data logger into a PC's USB port and using the free PC control software. Data can then be graphed, printed and exported to other applications for detailed analysis.

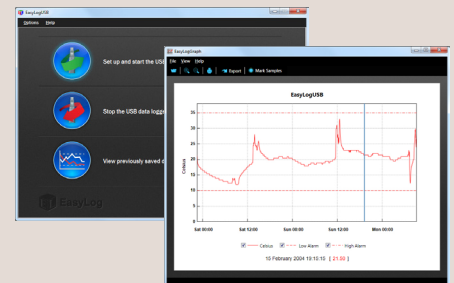
The data logger is supplied with a lithium metal battery which gives two year's logging life.

FREE PC SOFTWARE POWERED BY EASYLOG

The FilesThruTheAir™ control software is available as a free download from www.filesthrutheair.com. Easy to install and use, the control software is compatible with 32-bit and 64-bit versions of Windows XP, Vista, 7 & 8. The software is used to set up the logger, download, graph and annotate data or export in Excel, PDF and jpeg formats.

The software allows the following parameters to be configured:

- Logger name
- Measurement parameter (°C or °F)
- Logging rate (customisable between 1 second and 12 hours)
- High and low alarms
- Immediate and delayed logging start



Download the latest version of the software free of charge from www.filesthrutheair.com

SPECIFICATIONS

Measurement range	-40 to +125°C (-40 to +257°F)
Internal resolution	0.1°C (0.2°F)
Accuracy (overall error)	±0.2°C (±0.4°F) (see page 2)
Logging rate	User selectable between 1 second & 12 hours
Operating temperature range	-40 to +125°C (-40 to +257°F)
Battery Life	2 years (at 80°C and 10 second logging rate)
Readings	32,510
Dimensions	110 x 18mm

ACCESSORIES

BAT 3V6 2/3AA	Replacement battery
DataPad	Handheld datalogger programmer & collector

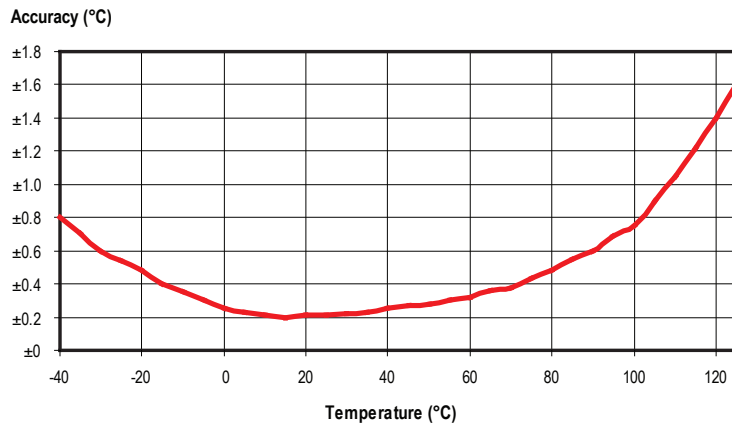
CALIBRATION CERTIFICATES NOW AVAILABLE

FilesThruTheAir™ now offers a Traceable Calibration Certificate Service on Temperature Data Loggers. Using reference equipment which has been calibrated by a UKAS/NIST accredited laboratory and using apparatus traceable to national or international standards. For more information please see www.filesthrutheair.com.

Please note - a calibration certificate can only be provided with a data logger at the time of original purchase

SENSOR ACCURACY & INFORMATION

Typical and maximal tolerance for temperature sensor in °C.



BATTERY INFORMATION

Replacement

We recommend that you replace the battery annually, or prior to logging critical data. Only use 3.6V 3/4AA lithium metal batteries. The data logger does not lose its stored readings when the battery is discharged or replaced; however, the data logging process will stop and will not resume until the battery is replaced and the logger restarted by the free PC software or a DataPad.

Only use an USB-T PRO battery that is supplied or recommended by FilesThruTheAir™, which is rated for use in high temperatures and has the correct battery terminals. Using non-recommended batteries may result in fire or explosion at high temperatures. Suitable batteries are: Tadiran TLH-5955/S and Tadiran SL-561/S.

Please note that leaving the data logger plugged into the USB port for extended periods will cause some of the battery capacity to be lost.

Passivation

If left unused for extended periods of time, the lithium metal batteries used in the FilesThruTheAir™ range of data loggers naturally form a non-conductive internal layer, preventing them from self-discharge and effectively increasing their shelf life. When first installed in the data logger, this may cause a momentary drop in the battery voltage (the Transient Minimum Voltage) as the internal layer is broken down, resulting in the data logger resetting. Inserting the batteries in the data logger and leaving it connected to a PC for about 30 seconds will remove this layer. After this, remove and re-install the batteries to reset the data logger. Overall battery life will not be affected.

WARNING

Handle lithium metal batteries carefully, observe warnings on battery casing. Dispose of in accordance with local regulations.